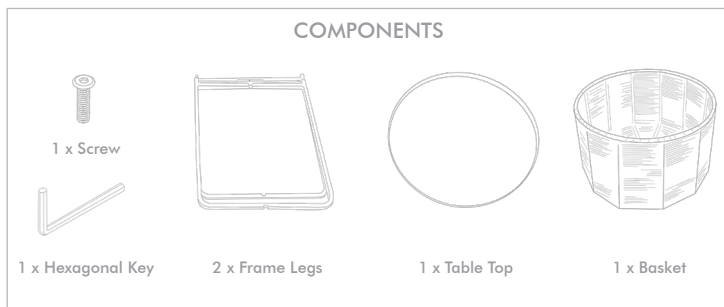


OLIVER BONAS

IGGY TABLE

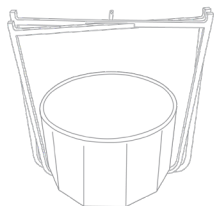
We hope you love your purchase, however if you aren't completely happy please retain your packaging to ensure its safe return.

Lovingly handmade, variations may occur.



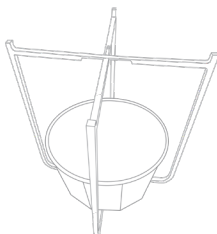
INSTRUCTIONS

1

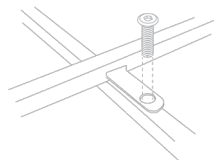


Place the basket in the centre and then open the frame out

2

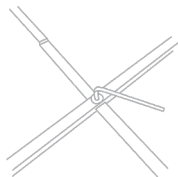


3



Align the holes at the top of the frame and screw in

4



Tighten the screw on the base with hexagonal key provided

5



Turn assembled frame upright
Place table top on the top

OLIVER BONAS

Do not sit or stand on the table.

Do not over load.

Not suitable for outdoor use.

Periodically check fittings and assembly regularly as they may come loose over time.

Designed for domestic use only.

CLEANING INSTRUCTIONS

To help maintain the beauty and performance of your piece of furniture do not use abrasive cleaners. Wipe with a damp cloth, followed by a dry cloth. Any spills should be removed immediately. Never let them dry out on the surface.

Please retain this information for future reference