

OLIVER BONAS

LUNA SEAT

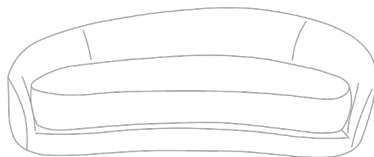
HARDWARE



TOOLS:



COMPONENTS



We hope you love your purchase, however if you aren't completely happy please retain your packaging to ensure its safe return

This is a two man assembly process

INSTRUCTIONS

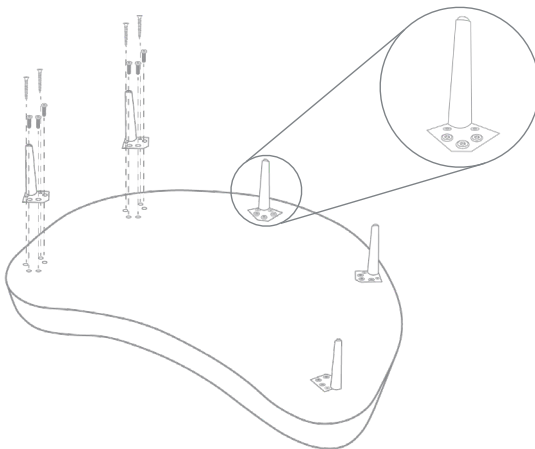
Lay out all parts in a clean open area so you can access pieces easily

Carefully place sofa body on a clean flat surface with the metal plates facing up

Unpack legs from the box and protective packaging – taking extra care as you do so

Place legs over the plates and secure three bolts through drilled holes using Allen key end of tool provided to tighten

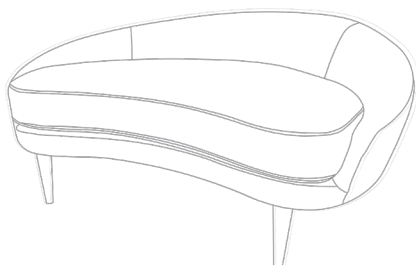
Locate two screws and use Philips head screwdriver end of tool to tighten into the smaller holes on the plate



Repeat on four other legs

Once all five legs have been fixed carefully turn the sofa over and place in desired location

Sit back and admire a job well done!



OLIVER BONAS

Luna Upholstered Furniture Care Information

We hope you love your purchase, however if you aren't completely happy please retain your packaging to ensure its safe return.

FRAMES

Our Luna range has a hard wood frame.

FABRIC

This range is finished with a high-quality Polyester mix fabric and complies to UK Flammability regulations. It is suitable for domestic use only.

CARING FOR YOUR UPHOLSTERED FURNITURE

To ensure that your upholstered furniture is kept in pristine condition use a lint roller to pick up any fluff or marks that have been left. If you do this regularly, your upholstered product will remain in the best condition.

IMPORTANT

Velvet is inherently sensitive to pressure. Any marks left after scuffing or compression will come out given time, but this process can be helped along by lightly steaming the affected area. This is a natural characteristic of this type of fine fabric. It does not in any way, detract from its wearing ability.

NEVER use water to clean fabric – use a dry cloth to remove surface moisture. Always dab the affected area, do NOT rub.

It is always advisable to use a specialist upholstery dry cleaner. For best results with more stubborn stains, use a reputable specialist dry cleaning service.

Dust the wooden legs with furniture polish and a cloth.
Please be careful not to get polish on the fabric as this may cause staining.
Do not drag your upholstery as it may damage the joints and mark your floor.
Avoid sharp objects.
Indoor use only.

Please retain this information for future reference.