

# OLIVER BONAS

## IGGY TABLE

To help maintain the beauty and performance of your piece of furniture do not use abrasive cleaners. Wipe with a damp cloth, followed by a dry cloth. Any spills should be removed immediately. Never let them dry out on the surface. Always use a coaster or placemat to protect the surface.

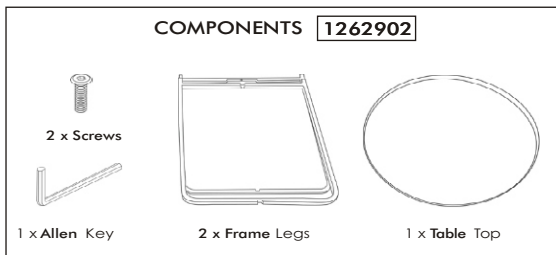
Take care when moving the furniture.

Do not drag furniture as it may cause damage to the joints.

Do not sit or stand on the table. Not suitable for outdoor use.

Check fittings and assembly regularly as they may come loose over time  
Designed for domestic use only.

Please retain this information for future reference



### INSTRUCTIONS

1



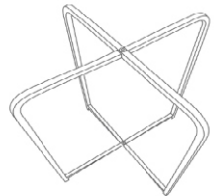
Insert one frame leg inside the other

2



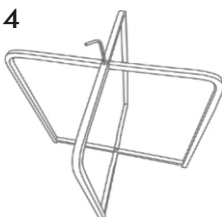
Align the holes at the top and bottom of frame

3



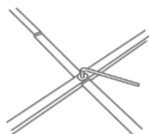
Turn frame upside down

4



Insert screw into the top hole and tighten with Allen key provided

5



Insert screw into the bottom hole and tighten

6



Turn assembled frame upright and place table top on frame